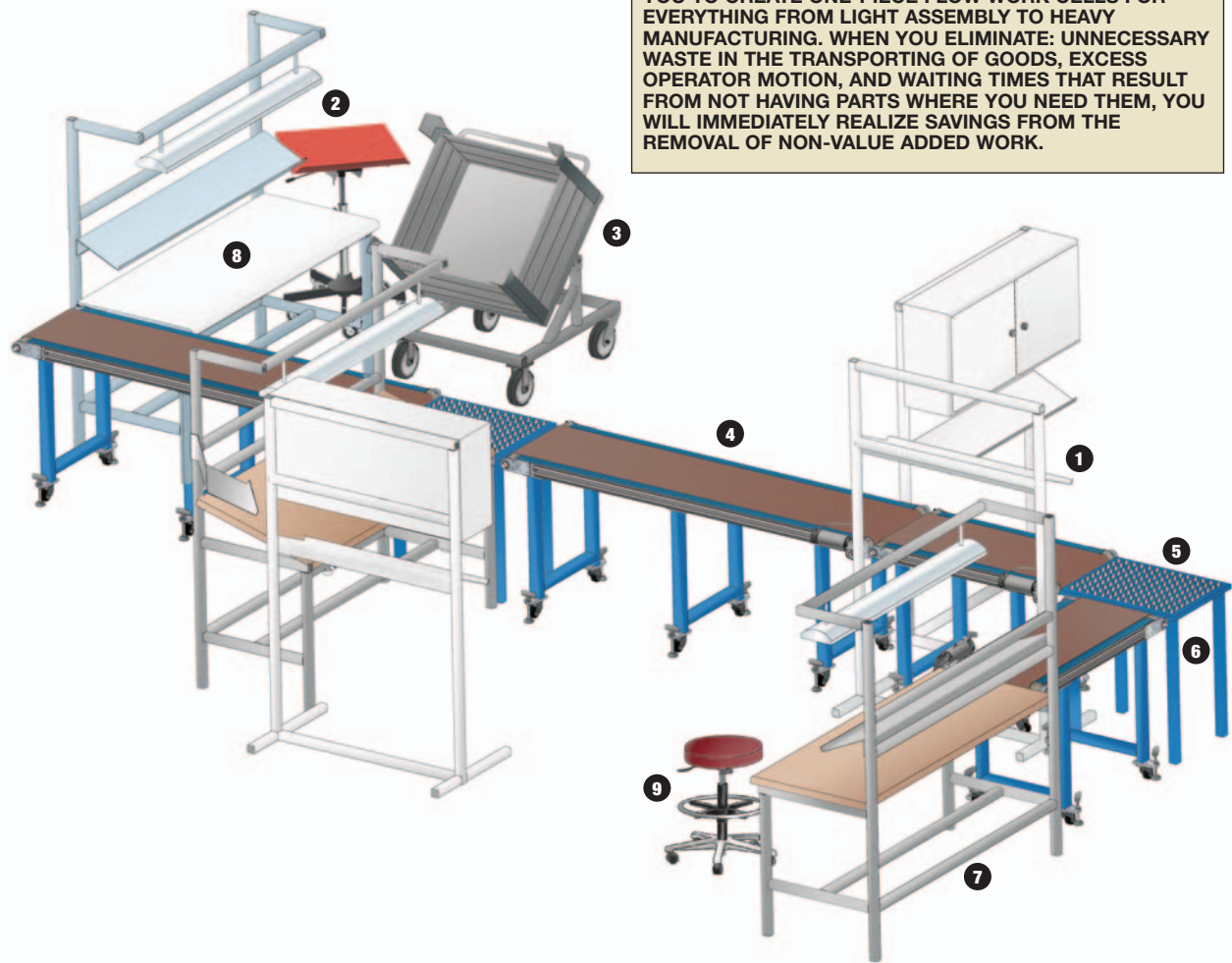




LEAN MANUFACTURING!

CREATE AN EFFICIENT LEAN MANUFACTURING SYSTEM IN YOUR FACILITY. WE HAVE THE PRODUCTS THAT ALLOW YOU TO CREATE ONE-PIECE FLOW WORK CELLS FOR EVERYTHING FROM LIGHT ASSEMBLY TO HEAVY MANUFACTURING. WHEN YOU ELIMINATE: UNNECESSARY WASTE IN THE TRANSPORTING OF GOODS, EXCESS OPERATOR MOTION, AND WAITING TIMES THAT RESULT FROM NOT HAVING PARTS WHERE YOU NEED THEM, YOU WILL IMMEDIATELY REALIZE SAVINGS FROM THE REMOVAL OF NON-VALUE ADDED WORK.



Light-Duty Lean Manufacturing


This light-duty lean manufacturing station features configurable conveyors that allow you to easily move product from workstation to workstation and create work cells for multiple part families. Our workstations can be set up to match your process and organized to increase throughput and reduce worker fatigue and injuries.

- USING LEAN MANUFACTURING TECHNIQUES CAN:
- INCREASE PRODUCTION PER EMPLOYEE
 - DECREASE MANUFACTURING COSTS
 - INCREASE PROFITS

HYTROL CONVEYOR
See page 73 for details.




4



ROLL-A-WAY BALL TRANSFER TABLE
See page 71 for details.

5



ROLL-A-WAY H-STAND
See page 71 for details.

6



LEAN MANUFACTURING!



1

DOES NOT INCLUDE BINS. SEE PAGE 201 TO ORDER BINS.

SCHNEIDER INDUSTRIES Conveyor Workstation

- 160-lb. capacity
- 4" rubber casters

Can be positioned along conveyor runs for access to parts. Extruded aluminum construction. Includes 8" D shelf, 36"W x 19"H bin panel, and framework for optional light or tool balancer. FOB WISCONSIN.

Model No. **XA-1400—Conveyor Workstation.**
Wt. 150 lbs.\$625.00

ACCESSORIES

- Model No. **XA-1401—10" shelf** (replaces standard 8" shelf). Wt. 5 lbs.\$41.00
- Model No. **XA-1402—12" shelf** (replaces standard 8" shelf). Wt. 6 lbs.\$48.00
- Model No. **XA-1403—Tool balancer, 1–2 lb. capacity.** Wt. 9 lbs.\$111.00
- Model No. **XA-1404—Tool balancer, 2–5 lb. capacity.** Wt. 9 lbs.\$137.00
- Model No. **XA-1405—48"L fluorescent light.** Wt. 8 lbs.\$162.00



2

SCHNEIDER INDUSTRIES ESD Work Positioner

- 220-lb. capacity
- Platform size: 19-1/2"W x 13-3/4"D
- Platform height: 24-1/2–34-1/2"
- Platform tilt: 0–40°

Features anti-static painted platform and anti-static casters. Hydraulic gas lift raises work surface. 55-lb. lifting capacity. 3" rubber casters, one with brake. FOB WISCONSIN.

Model No. **XA-1406**—Wt. 54 lbs.\$383.00




3

SCHNEIDER INDUSTRIES Work Positioning Tilt Table

- 1,000-lb. capacity
- Manual hand control
- Hydraulic 0–45° tilt

All-welded tubular steel frame with 8" casters and heavy-duty floor lock. FOB WISCONSIN.

Model Number	Overall W x D	Fits Container	Wt. Lbs.	Price Each
XA-1407	32 x 46"	32"W x 40"D	325	\$3805.00
XA-1408	32 x 54"	36"W x 48"D	359	4128.00



7

PRO-LINE PACKING BENCH
See page 259 for details.



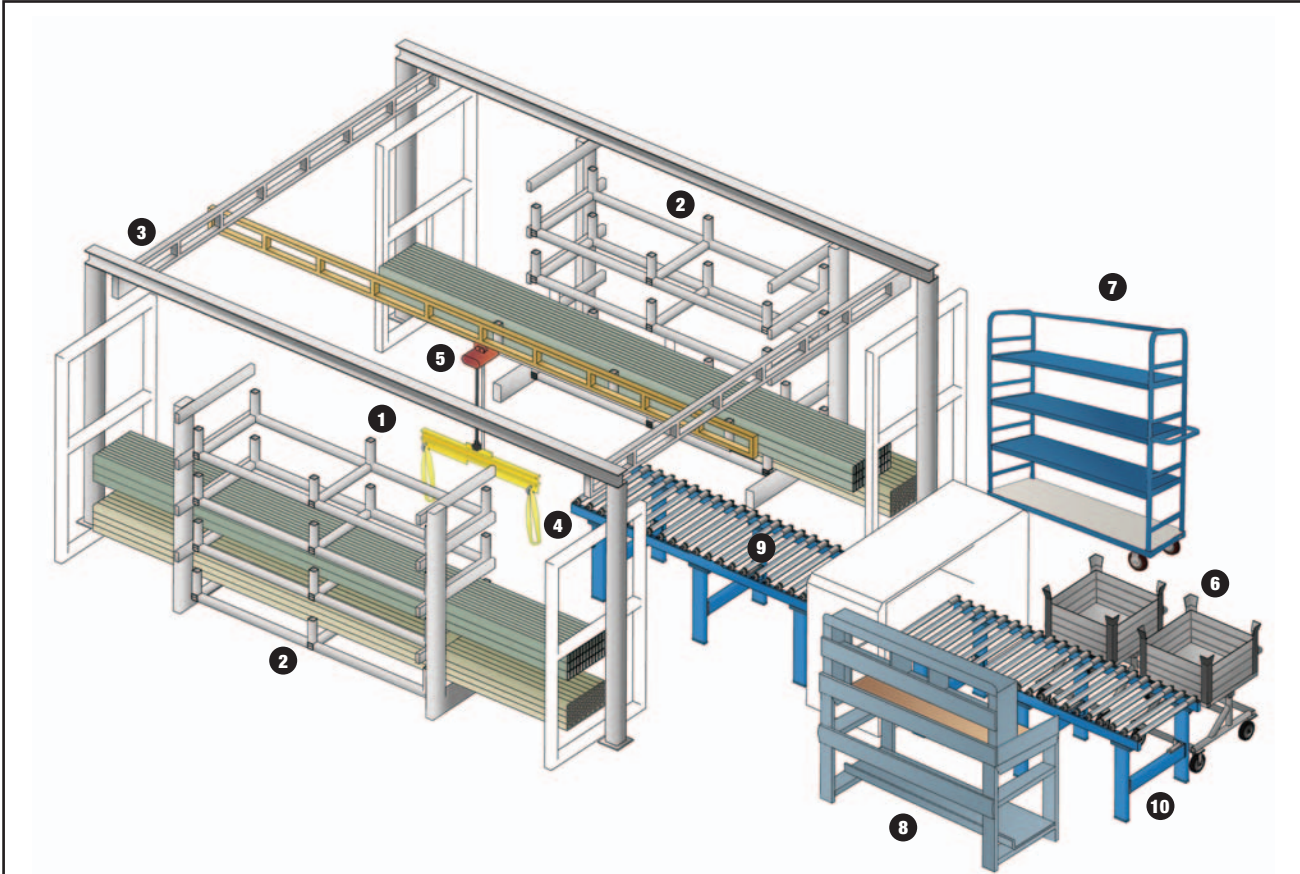
8

PRO-LINE ERGO-LINE WORKSTATION
See page 258 for details.




9

BREWER VINYL STOOL
See page 245 for details.



Heavy-Duty Lean Manufacturing

Reduce the handling time needed to unload and organize incoming raw materials when you utilize this heavy-duty lean manufacturing layout. Choose rollout storage racks with shelves that can be loaded and unloaded directly from overhead then rolled back out of the way of the operator. Loading directly from overhead reduces the possibility of injury commonly seen with standard racks. In this layout you'll also find slings, a stand-alone bridge crane, lifting beams, hoists, gravity roller conveyors, and carts—all available in this catalog.





LEAN MANUFACTURING!

SCHNEIDER INDUSTRIES Lifting Beams

- I-beam construction
 - 2,000- and 4,000-lb. capacities
- Adjustable spreader. Welded steel construction. Includes (3) screw pin shackles. Color: safety yellow. FOB WISCONSIN.

Model Number	Overall LxWxH	Cap. Lbs.	Headroom	Spread	Wt. Lbs.	Price Each
XA-1409	72x4x11"	2,000	13-1/4"	72"	180	\$533.00
XA-1410	72x4x12"	4,000	14-1/4"	72"	208	592.00



1

SEE PAGES 82-84
FOR HOISTS.

SEE PAGE 85
FOR SLINGS.

SCHNEIDER INDUSTRIES Roll-Out Bar Storage Racks

- All-welded steel construction
 - Up to 12,000-lb. capacity
 - Roll-out shelves
- Holds up to 20'L material. 9" wide channel uprights. 24"D shelves pull out 24" for full access from overhead. 2,000-lb. capacity per shelf. Must be mounted to the floor. FOB WISCONSIN.

Model Number	Overall WxDxH	Shelf Qty.	Shelf Spacing	Cap. Lbs.	Wt. Lbs.	Price Each
XA-1411	96x66x84"	4	13.75"	8,000	2,020	\$7581.00
XA-1412	96x66x84"	5	10.19"	10,000	2,250	8382.00
XA-1413	96x66x84"	6	7.75"	12,000	2,480	9184.00

Model No. **XA-1414**—Removable center post.
Wt. 12 lbs.\$70.30
Model No. **XA-1415**—Stationary top shelf.
Wt. 87 lbs.\$506.00



2

4-SHELF RACK

SEE PAGES
181-188 FOR
MORE BAR



7 EUROKRAFT® SHELF TRUCK
See page 30 for details.



8 TENNSCO WORKBENCHES
See page 250 for details.



9 ROLL-A-WAY
10' GRAVITY
CONVEYOR
See page 70 for
details.

10

ROLL-A-WAY
H-STANDS
See page 71 for
details.

